


Evo GROW



SR-6 720W LED 110-277v

The SR-6 720W LED allows for high performance lighting in vertical and low mounting applications. This powerful, full-spectrum, 720 watt light is intended for experienced growers full-time use in the vegetative stage through the higher PFPD flower stage.



POWER	SPECTRUM	PERFORMANCE	AMPS / VOLTS	ACCESSORIES
720 Watts	3,950K High Red Full Spectrum	PPE: 3.0 umol/s PPF: 2,160 umol/J	6.0A @ 120V 3.0A @ 240V 2.6A @ 277V	8FT AC Power Cord RJ12 Dimming Cord 120V / 240V Plugs Hanging Gear

PERFORMANCE

With a power consumption of 720 watts and an impressive output of 2,160 PPF (Photosynthetic Photon Flux), this fixture promises unparalleled efficiency (3.0) for commercial cannabis.

SPECTRUM

Our High Red Full-Spectrum offers light emission across the PAR 400-750nm wavelength range. We balance efficiency with quality of light to achieve the desired plant response and work environment.

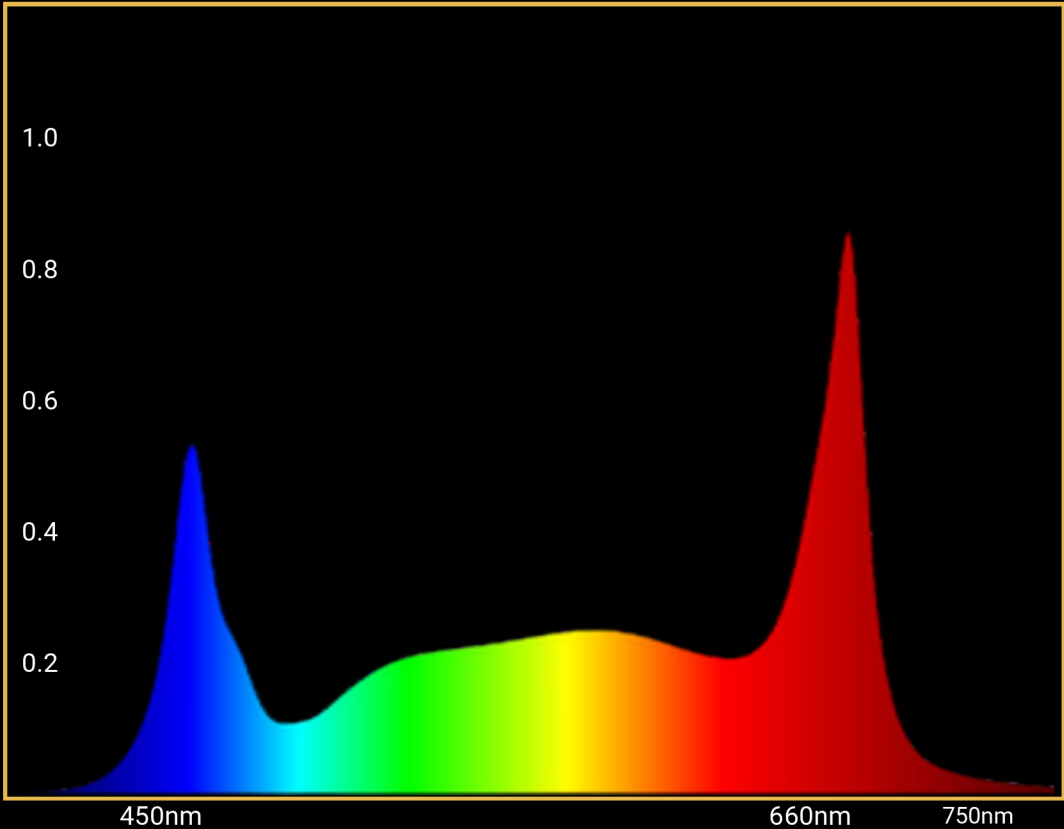
EXTERNAL CONTROL

0-10 V (Option) fixture is equipped with an external RJ12 cable and allows for daisy chained installation of up to 200 fixtures per controller. (100 fixtures per controller port).

RELIABILITY

LED & PCBA protected with conformal coating to resist moisture and avoid corrosion. Offers above industry standard surge and IP66 water/moisture/dust protection. Less than 1% failure rate over warranty period.

FULL SPECTRUM



PPFD MAPS

987	1024	1061	1048	1046	1030	981
1032	1173	1234	1282	1242	1176	1028
1054	1317	1482	1503	1488	1321	1068
1066	1351	1529	1525	1532	1354	1077
1055	1365	1472	1515	1479	1323	1050
1024	1168	1240	1270	1237	1174	1016
979	1011	1058	1054	1059	1008	971

12" PPFD PAR TEST - 05/24

752	853	901	928	909	862	764
839	920	951	975	931	917	844
856	986	1017	1075	1006	957	841
842	985	1048	1101	1044	979	848
846	949	1000	1037	1004	938	859
840	907	940	955	921	902	847
766	851	905	921	907	858	756

24" PPFD PAR TEST - 05/24

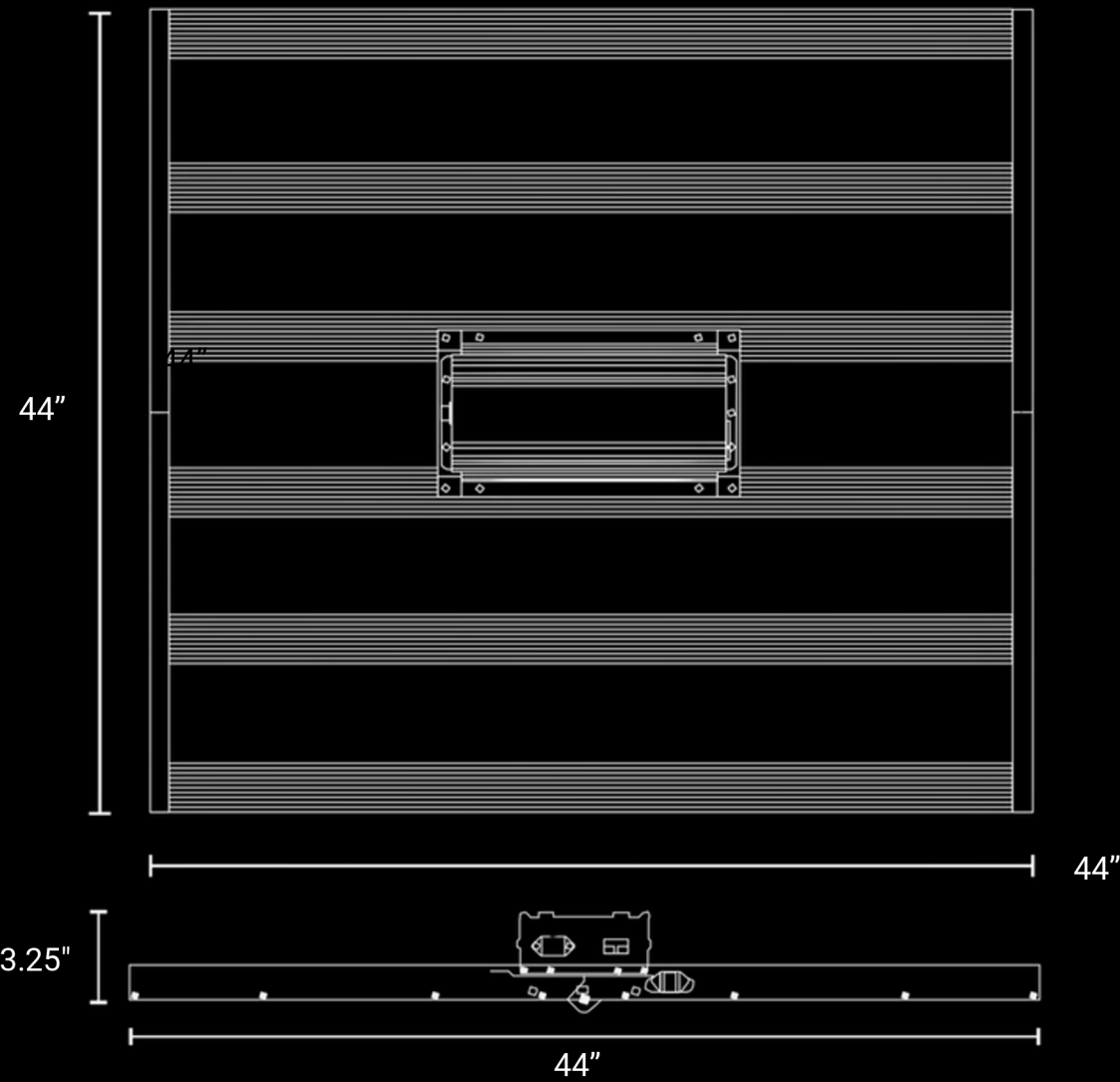
Model	SR-6 720W LED 110-277V	SR-8 840W LED 208-480V
Input Power	720W	840W
Efficacy	3.0 umol/s	3.0 umol/s
PPF	2,160 umol/J	2,520 umol/J
Input Voltage	Auto 100-277V / AC 50/60Hz	Auto 208-480V / AC 50/60Hz
Weight	24lbs	32lbs

LED	5000k (2.95 PPE) + 660nm (4.0 PPE)	Ambient/Storage Temps	(14°F - 104°F) / (-40°F - 185°F)
Driver Efficiency	96%	Warranty	5 Year Standard
Surge Protection	DM: 6KV / CM: 10KV	Water Protection	IP66
Mounting	≥ 6" Above Canopy	Life Expectancy	50,000 + hrs
Thermal	Passive	LED Beam Angle	120°
Power Factor	> 90%	Certifications	ETL, DLC

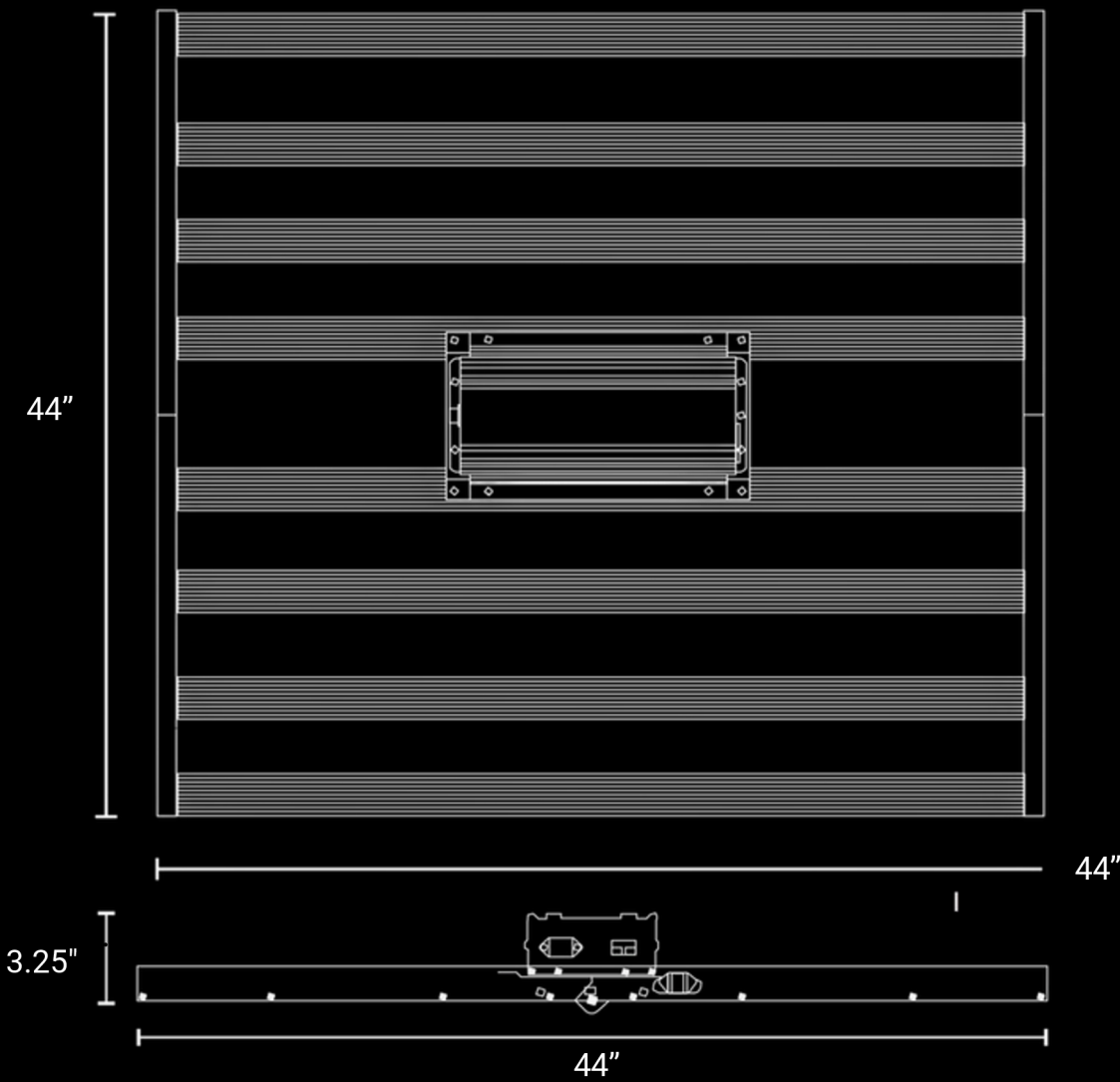
DIMENSIONS

NOTE: Line Voltage Daisy Chain Options Available, Consult Factory For Configurations.


720W Fixture:



840W Fixture:



720W Power Supply:



840W Power Supply:

